




Flavent® Rainwater Outlets



1. Installation example:
Flavent® Rainwater outlet for an unventilated roof with a bitumen waterproofing membrane

2. Installation example:
Flavent® Rainwater outlet for a ventilated roof with a polyurethane waterproofing membrane



Installation

- Specify sufficient fall/s to meet BS6229
- It is recommended that roofs with interior drainage must have at least one emergency overflow or several exterior downpipes
- Position rainwater outlets at the lowest point of a roof
- The position and number of outlet pipes should be calculated using current regulations and best practice to ensure that surface water can drain away effectively
- Maintain sufficient distance from rising building components and joints
- Rainwater outlets and emergency overflows should be fixed to the substructure of the roof

Klober rainwater outlets are available with shatterproof leaf filters. They are available as a single piece unit, used for ventilated flat roofs, or they can be combined with an adjustable height base section for use with unventilated flat roofs.

Product features & benefits

- Can be inserted into existing pipes
- Slim lower base sections for narrow ceiling ducts
- Fast installation due to individual flange connections
- Adjustable height
- Weather, frost and UV-resistant
- Fire rating B2 (no direct flame contact)
- Resistant to temperatures -40°/+80°C
- Flow temperature max. +40°C (for short periods max. +80°C)

Area of application

Single-piece flat roof rainwater outlets are suitable for ventilated flat roofs and two-piece flat roof rainwater outlets are suitable for unventilated flat roofs.

Material

High impact PVC, black

Dimensions

DN 70, 100, 125, including TPE 80mm and 100/120mm options.

Available in special diameters for renovation.

Product codes

Please refer to table opposite

Regulations and certifications

DIN EN 1253

Related products

- Pipe extensions
- Tangit® PVC adhesive
- Leaf filter

- If the roof surfaces are divided into sections (e.g. fire compartments) then these areas must also be drained individually
- Rainwater outlet flanges should be compatible with the roof membrane to ensure a watertight seal is made
- Flanges should be below the roof membranes finished level to ensure that water does not puddle around the outlet
- A two-piece outlet must be used to connect to the vapour barrier in a ventilated roof
- Rainwater outlets should always be freely accessible for maintenance

Klober Ltd

Unit 6F · East Midlands Distribution Centre · Short Lane · Castle Donington · Derbyshire · DE74 2HA
Tel. +44 (0)1332 813 050 · Fax +44 (0)1332 814 033 · www.klober.co.uk · info@klober.co.uk

KLOBER